SDL™ LOCKBOLT PINS

STEEL, ALUMINUM & STAINLESS STEEL (5/16" & 3/8" DIAMETER)

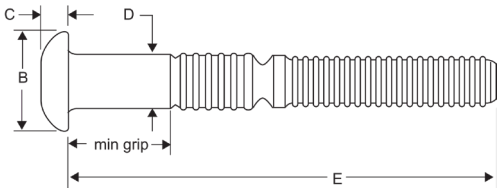

ROUND HEAD

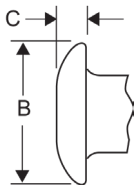

TRUSS HEAD

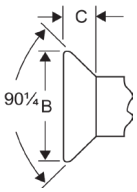

COUNTERSUNK HEAD

All dimensions are in millimeters

Part No.	Diameter Ref.	D	Round Head		Truss Head		Csk. Head	
			B	C	B	C	B	C
SDL [ ][ ]-10 [ ]	(5/16")	8.1–8.1	15.1–16.7	4.6–5.1	17.9–20.2	3.2–3.6	13.9–14.9	3.2–3.6
SDL [ ][ ]-12 [ ]	(3/8")	9.6–9.8	18.1–20.0	5.7–6.3	21.0–23.4	3.9–4.3	16.7–18.0	3.9–4.3

SELECT GRIP NUMBER (SEE TABLE BELOW)
SELECT MATERIAL: S = STEEL, A = ALUMINIUM, U = STAINLESS STEEL
SELECT HEAD STYLE: R = ROUND; T = TRUSS; C = 90° COUNTERSUNK

MATERIAL	Steel	Aluminium	StainlessSteel
FINISH	Zinc Plated (G)	Natural	Natural

GRIP DATA AND DIMENSIONS

Part No.	Grip range	E (Length)	
		06 (3/16")	08 (1/4")
04	3.18–9.53	48.42	53.98
06	6.35–12.7	51.59	57.15
08	9.53–15.88	54.77	60.33
10	12.70–19.05	57.94	63.50
12	15.88–22.23	61.12	66.68
14	19.05–25.4	64.29	69.85
16	22.23–28.58	67.47	73.03
18	25.40–31.75	70.64	76.20

Part No.	Grip range	E (Length)	
		10 (5/16")	12 (3/8")
20	28.58–34.93	73.82	79.38
22	31.75–38.10	76.99	82.55
24	34.93–41.28	80.17	85.75
26	38.10–44.45	83.34	88.90
28	41.28–47.63	86.52	92.08
30	44.45–50.80	89.70	95.25
32	47.63–53.98	92.87	84.43

ORDERING EXAMPLE
SDL90U-1216 = Countersunk Head, 3/8" diameter with grip range of 22.23–28.58 mm, Stainless Steel.

FASTENER STRENGTH VALUES (KG-F)

Ø Ref.	Steel			Aluminium			Stainless Steel		
	Shear	Tensile	Clamp	Shear	Tensile	Clamp	Shear	Tensile	Clamp
06	782 kg-f (7669 N)	748 kg-f (7335 N)	464	476 kg-f (4668 N)	453 kg-f (4442 N)	249	907 kg-f (8895 N)	659 kg-f (6462 N)	464
08	1383 kg-f (13,563 N)	1360 kg-f (13,000 N)	818	850 kg-f (8336 N)	816 kg-f (8000 N)	430	161 kg-f (1579 N)	1247 kg-f (12,000 N)	818
10	2143 kg-f (21,000 N)	2086 kg-f (20,000 N)	1274	1326 kg-f (13,000 N)	1292 kg-f (13,000 N)	680	2506 kg-f (25,000 N)	1927 kg-f (19,000 N)	1274
12	3095 kg-f (30,000 N)	2948 kg-f (29,000 N)	1823	1905 kg-f (19,000 N)	1905 kg-f (19,000 N)	997	3606 kg-f (35,000 N)	2766 kg-f (27,000 N)	1823